

Buchsen-Rückseite  
SOLDERING TAG VIEW  
OF SOCKETS

REC/REP HEAD  
Hör-Sprechkopf  
HF BV 9281-004  
Zch. Nr. 7489-005

ERASING HEAD  
Löschkopf  
HF BV 9281-001  
Zch. Nr. 7489-008-011

C:	12	13	14	15	16	17	18	19	20	21	22,23	33	24,25	26	27	28	35,29,4,30	31	C													
R:	12	13	14	15	16	17	18	19	20	21	22	23	24	25	26,27	28,29	30,31	32	33	34,35	36	27	37,38	40,41,39	52,43,44,42,45,46	51	47	31	48	49	32	C
Kontakte:	D2	D3	D5	D4	D1	W1	B3	W2	W3	W4	B1	D6	W5	D7	A1	B2	Lautsprecherschalter	A2	Kontakte													

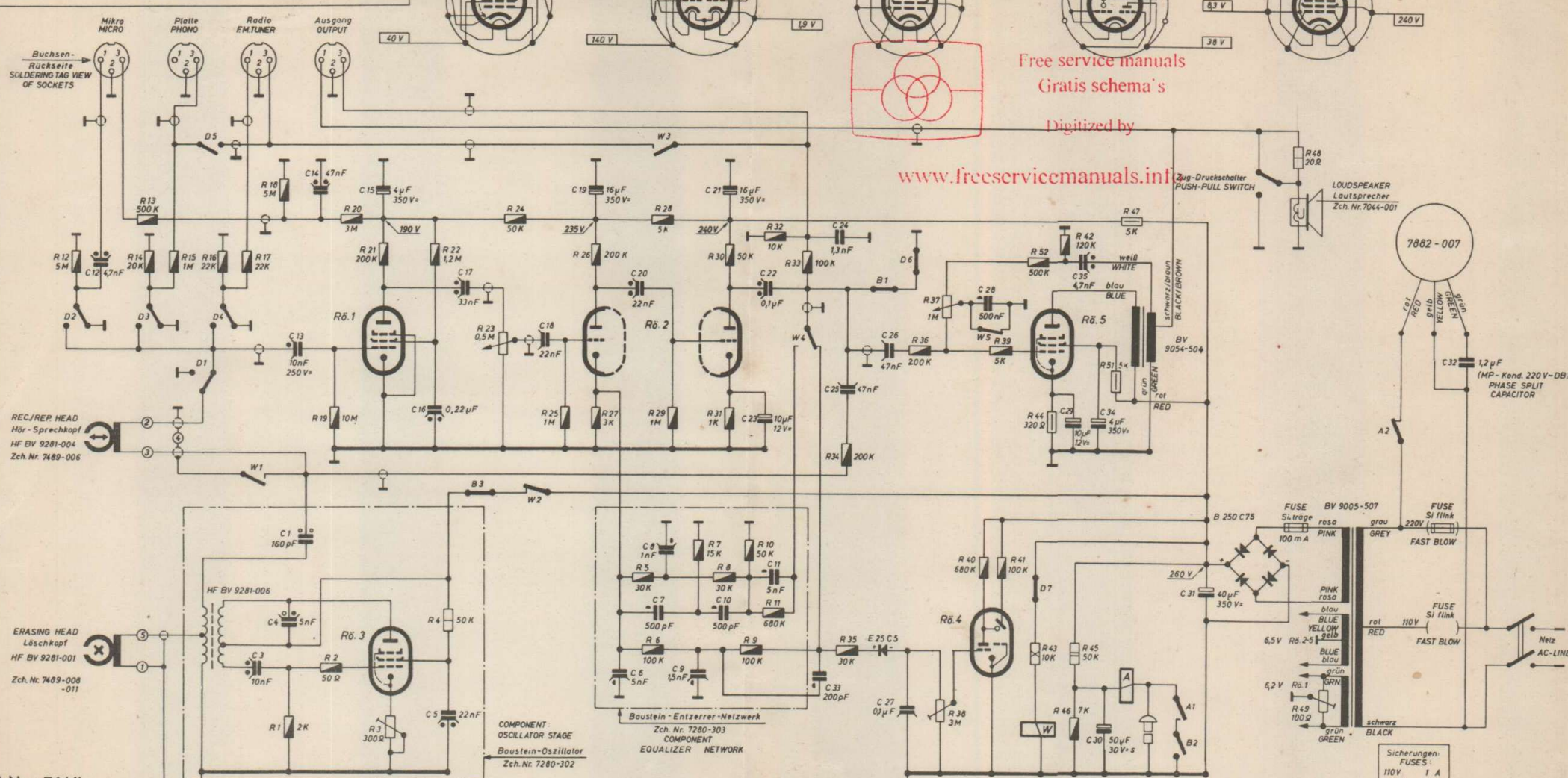

www.freeservicemanuals.info  
Free service manuals  
(gratis) schema's  
Digitized by

Sicherungen:  
FUSES:  
110V 1 A  
220V 0,5 A



Rückseite  
TM 20





Free service manuals  
Gratis schema's

Digitized by

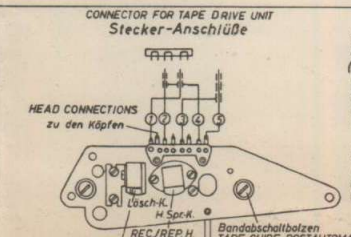
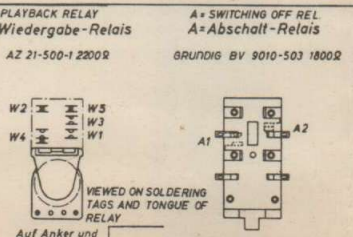
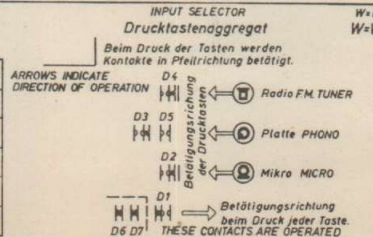
www.freeservicemanuals.info

G Nr. c 764 II

C:	12	13	14	15	16	17	18	19	20	21	22,23	24,25	26	27	28	29	30,31	32	33	34,35	36	37,38	40,41,39	52,43,44,42,45,46	51	47	31	48	49	32	C
R:	12	13	14	15	16	17	18	19	20	21	22	23	24	25	26,27	28,29	30,31	32	33	34,35	36	37,38	40,41,39	52,43,44,42,45,46	51	47	A1	A2	R		
Kontakte:	D2	D3	D5	D4	W1	B3	W2	W3	W4	B1	D6	W5	D7	A1	B2	Lautsprecher	A2	Kontakte													

WAFER SWITCH Betriebsarten-Schalter

Betriebsart:	B1	B2	B3
OPERATING POSITIONS:			
Schneller Rücklauf FAST WIND	•	•	•
Aus STOP	•	•	•
Verlauf RECORDING/PLAYBACK	•	•	•
Schnellstop TEMP. STOP	•	•	•
Schneller Vorlauf FAST WIND	•	•	•



Spannungen bei Aufnahme, ohne Signal mit GRUNDIG RVM Typ 159 (R<sub>p</sub>=30MΩ) gegen Chassis gemessen.

VOLTAGES MEASURED TO CHASSIS WITH GRUNDIG 159M INPUT IMPEDANCE-30MΩ IN POSITION RECORDING WITHOUT SIGNAL.

PRINTED IN WESTERN GERMANY

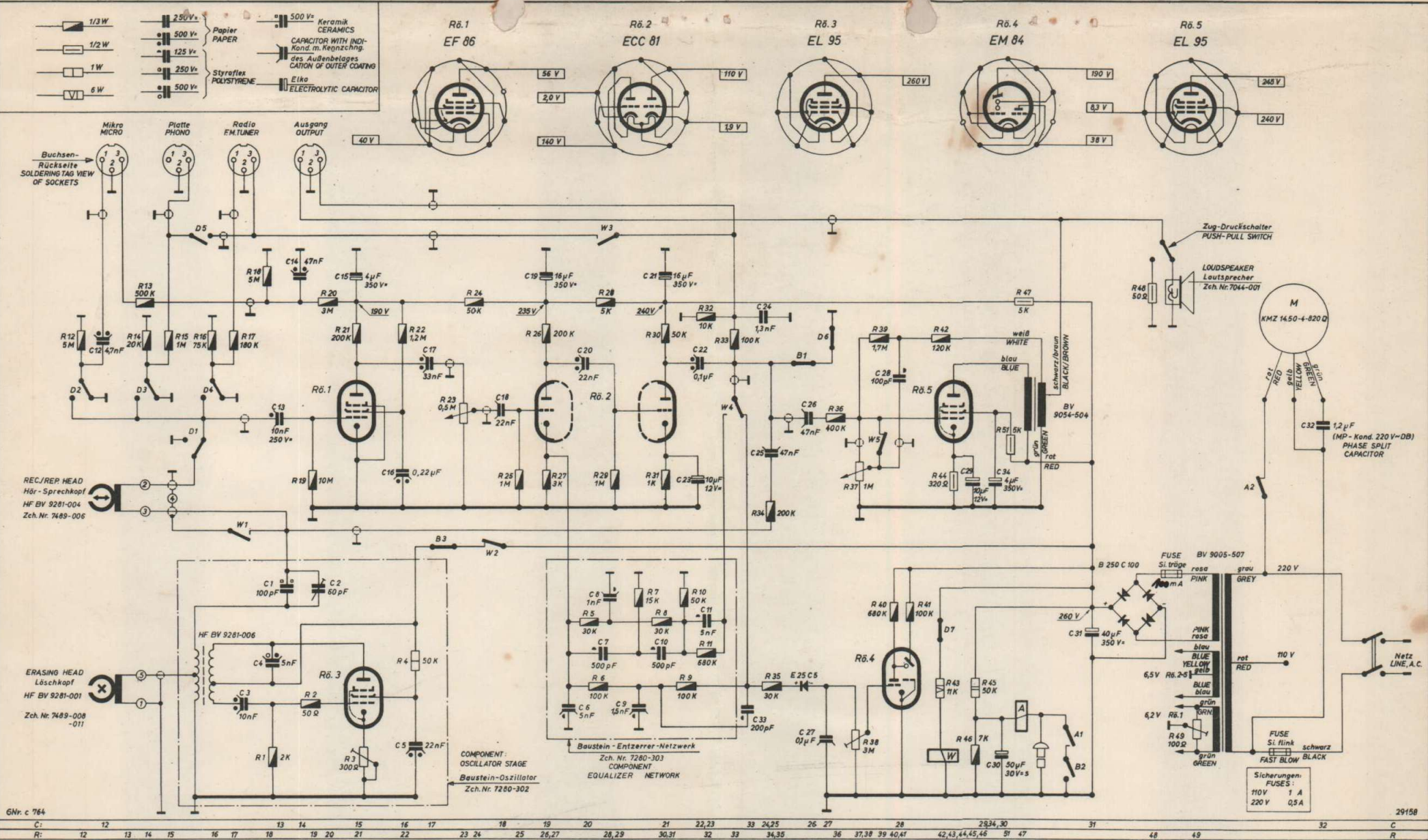
**GRUNDIG WERKE FURTH (BAY.)**

**"Tonbandkoffer TK 20"**

**"Tape Recorder TK 20"**

(5014-001/ind. d.)



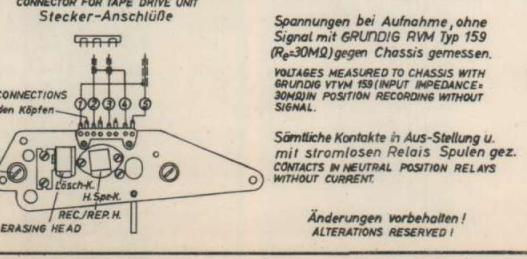
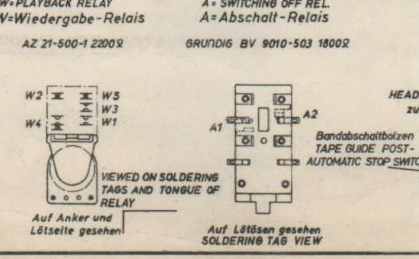


**WAFER SWITCH Betriebsarten-Schalter**

Betriebsart: OPERATING POSITIONS:	B1	B2	B3
Schneller Rücklauf FAST WIND	•	•	
Aus STOP			•
Verlauf RECORDING/PLAYBACK	•	•	•
Schnellstop TEMP STOP	•	•	•
Schneller Vorlauf FAST WIND	•	•	

ARROWS INDICATE DIRECTION OF OPERATION

D4 → Radio FM TUNER  
D3 D5 → Platte PHONO  
D2 → Mikro MICRO  
D1 → Betätigungsrichtung beim Druck jeder Taste. D6 D7: THESE CONTACTS ARE OPERATED BY EITHER BUTTON IN DIRECTION INDICATED. Auf Lötlseite gesehen; SOLDERING TAG VIEW



PRINTED IN WESTERN GERMANY

**GRUNDIG WERKE FÜRTH (BAY.)**

**„Tonbandkoffer TK 20“**

**„Tape Recorder TK 20“**

( 5014 - 001 )